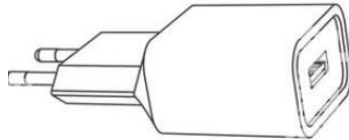


Technaxx® * operating instructions

Charger TX-196, TX-197, TX-198

Before using the appliance for the first time, please read the instructions for use and safety information carefully.






Service phone No. for technical support: 01805 012643* (14 cent/minute from German fixed-line and 42 cent/minute from mobile networks).

Free Email: support@technaxx.de


*The support hotline is available Mon-Fri from 9 am to 1 pm & 2 pm to 5 pm.

Keep this user manual for future reference or product sharing carefully. Do the same with the original accessories for this product. In case of warranty, please contact the dealer or the store where you bought this product.

Explanation of Warning Symbols and Notes

	Risk of electric shock This symbol indicates product parts energized with a dangerous voltage of sufficient magnitude to constitute a risk of electric shock.
	Warning This symbol is used to indicate safety instructions or to draw your attention to specific hazards and risks.
	This symbol is used to indicate additional information or important notes.

Danger!

-  • Do not open the device or continue to operate it if it becomes damaged.
- Do not use the product if the AC adapter, adapter cable is damaged.
- Do not attempt to service or repair the product yourself. Leave any and all service work to qualified experts.

Warnings



- The device is intended exclusively for private and not for commercial use.
- Only use this device as described in this user manual.
- Protect the product from dirt, moisture and overheating and use it in dry rooms only.
- Do not drop the product and do not expose it to any major shocks.
- Do not operate the product outside the power limits given in the specifications.
- Do not modify the device in any way. Doing so voids the warranty.
- Do not continue to operate the device if it becomes visibly damaged.
- Use the product for its intended purpose only.
- Keep this product, as all electrical products, out of the reach of children!
- Do not use the product in the immediate vicinity of heaters or other heat sources or in direct sunlight.
- Lay all cables so that they do not pose a tripping hazard.
- Do not bend or crush the cable.
- Always pull directly on the plug when disconnecting the cable, never on the cable itself.
- Dispose of packaging material immediately according to locally applicable regulations.
- The product is intended for indoor use only.
- Use the item only in moderate climatic conditions.
- Do not use the product in areas where the use of electronic devices is not permitted.
- Do not use the product in moist environments and avoid splashes. Children are not allowed to play or use the equipment.
- Do not let children play with plastic bags, foils or small parts.
- There is a danger of swallowing or suffocating!
- The device is intended only for private use.
- Always disconnect the item from the mains when not in use




Note



Before connecting a terminal device, check whether the power output of the charger can supply sufficient power for the device.

- Ensure that the power of the connected terminal device does not exceed the max. rated power.
- Please refer to the instructions in the operating manual of your terminal device.
- Plug & go: No manual setup necessary, just connect and start: Voltage and power are automatically configured by Power Delivery/QC 3.0, 2.0.
- For efficient and optimised charging, the Power Delivery (PD)/QC 3.0, 2.0 function must be supported by your terminal device.
- With the large quantity of PD/QC-enabled terminal devices with different firmware versions, it can happen that the function is not fully supported.

Product overview /Specifications


Picture			
	TX-196	TX-197	TX-198

Input	110-240V ~50-60Hz		
Output max. in W	20W	18W	30W
USB	USB-C	USB-A	USB-A + USB-C
Voltage range out	5V, 9V, 12V	5V, 9V, 12V	5V, 9V, 12V
Ampere out max. USB-A		3A, 2A, 1,5A	3.4A, 3A, 2,5A
Ampere out max. USB-C	3A, 2.22A, 1.66A		3.4A, 3A, 2.5A

Cleaning and maintenance

Danger! Always pull out the mains power plug before starting any cleaning work. Keep all safety devices, air vents and the housing free of dirt and dust as far as possible. Wipe the equipment with a clean cloth. • Clean the equipment regularly with a moist cloth and some soft soap. Do not use cleaning agents or solvents; these could attack the plastic parts of the equipment. Ensure that no water can seep into the device. The ingress of water into an electric tool increases the risk of an electric shock. • The charger should be placed in a dry room for storage

Declaration of conformity

 The EU declaration of conformity can be obtained from the address given www.technaxx.de/ (in bottom bar “Konformitätserklärung”).

Disposal



Dispose of packaging. Dispose of the packaging according to type.

Dispose of cardboard and carton in the waste paper foils to the recyclables collection.

Dispose of old appliance (Applicable in the European Union and other European countries with separate collection (collection of recyclable materials) Old appliances must not be disposed of with household waste! If the product can no longer be used, every consumer is legally obliged to dispose of old appliances separately from household waste, e.g. at a collection point in his or her municipality or district. e.g. at a collection point in his or her municipality/borough. This ensures that old appliances are recycled properly and that negative impacts on the environment are avoided. This is why electrical appliances are marked with the symbol shown here.



Made in China
 Vertrieben durch:
 Technaxx Deutschland GmbH & Co. KG
 Konrad-Zuse-Ring 16-18,
 61137 Schöneck Germany