

Technaxx[®] * Gebruikershandleiding

Easy IP-Cam Lamp FullHD TX-58

(Camera voor een stopcontact)

Hierbij de fabrikant Technaxx Deutschland GmbH & Co.KG verklaart, dat dit product, waarop deze gebruiksaanwijzing betrekking hebben, is in overeenstemming met de voorschriften die zijn vermeld in Richtlijn **RED 2014/53/EU**. De Conformiteitsverklaring is te raadplegen op: **www.technaxx.de/** (in de onderste balk "Konformitätserklärung"). Voordat u het apparaat de 1: keer, lees de gebruiksaanwijzing. Telefoonnummer voor technische ondersteuning: 01805 012643 (14 c/min. vanaf een Duitse vaste lijn en 42 c/min. vanaf mobiele netwerken). Gratis E-mail: **support@technaxx.de**

Inhoud

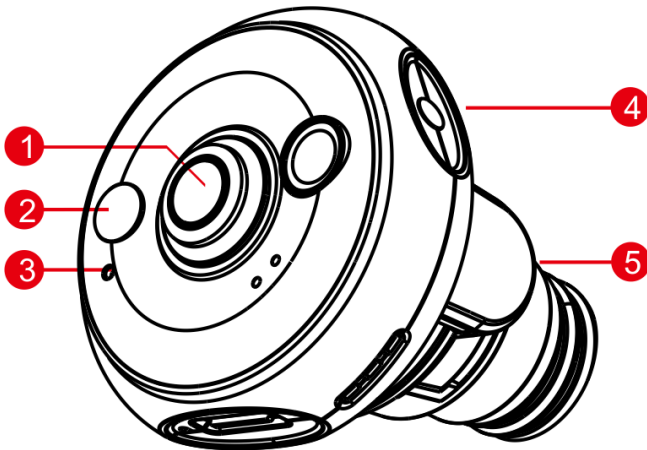
1	
Inhoud.....	1
Kenmerken	2
1. Apparaatonderdelen	2
2. Starten Easy IP-Cam	3
Installeren Easy IP-Cam.....	3
Benaderen AP Mode.....	3
3. Configureren Easy IP-Cam.....	3
Installeren Technaxx Easy IP app	3
Camera Toevoegen (+).....	3
Eenvoudige Mode Camera Toevoegen	4
Monitor Camera	5
Geavanceerde Functies	5
Cameralist (📷)	5
Gebeurtenissenlijst (📅)	5
Foto's/Videos (📷)	6
Camera-instellingen (⚙️)	6
4. Gebeurtenis opnemen	6
Monitoren Gebeurtenisdetectie	7
Gebeurtenisopname Bekijken	7
5. Technische specificaties	8
Preambel.....	9
TERMS AND CONDITIONS FOR COPYING, DISTRIBUTION AND MODIFICATION	10

Kenmerken

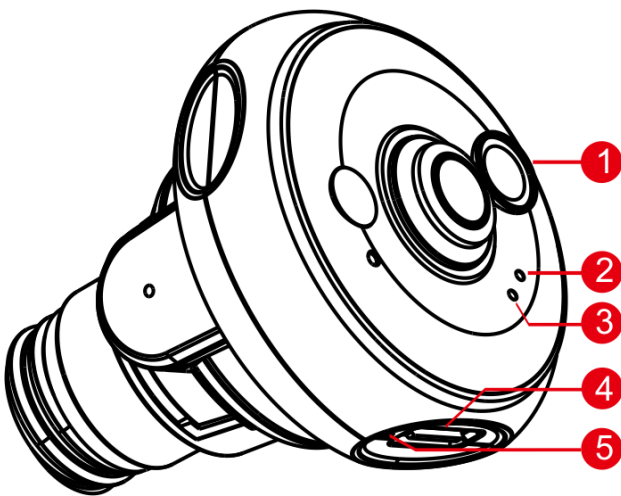
- Ideaal voor het bekijken en monitoren van ruimtes en andere binnenshuislocaties
- Eenvoudige stroomvoorziening d.m.v. lampfitting - geen stroomkabel nodig
- Pushberichten via de app bij bewegingsdetectie
- FullHD videoresolutie 1080P (1920x1080), 30fps
- IR LED voor nachtverlichting & sensor achtergrondverlichting
- 2MP CMOS beeldsensor & PIR sensor
- P2P Cloud monitor camera
- Eenvoudige installatie op iOS/Android apparaat m.b.v. scannen QR-code
- Ingebouwde microfoon voor geluidsopnamen, iOS & Android apps voor live monitoring & opnemen & afspelen



1. Apparaatonderdelen



1	Lens
2	PIR Sensor
3	Microfoon
4	Lichtsensor
5	Uitwisselbare stroomaansluiting



1	IR LED
2	Gereed LED
3	Status LED
4	Micro-SD kaartsleuf
5	Resetknop

2. Starten Easy IP-Cam

De Easy IP-Cam heeft een ingebouwde wifi-chip die direct met uw draadloze thuisnetwerk kan communiceren. Daarom dient u voor het eerste gebruik van de Easy IP-Cam uw wifi-netwerk in te stellen, en een netwerk kiezen waarmee de camera het internet kan benaderen via de AP (Access Point) mode.

Installeren Easy IP-Cam

Plaats een Micro-SD kaart in de Micro-SD kaartsleuf, max. 32 GB. Steek de stekker van de camera in een stopcontact, de Easy IP-Cam schakelt zich in. Stel de camera op de juiste hoek in.

Opmerking:

1. De Easy IP-Cam heeft geen ingebouwde batterij. Als u de camera uit het stopcontact haalt wordt deze uitgeschakeld en is dan offline.
2. Alle instellingen zijn echter in de camera opgeslagen, zelfs als deze wordt uitgeschakeld. Als de stroomvoorziening weer wordt hersteld gaat de camera aan, en wordt automatisch met de wifi verbonden.

Benaderen AP Mode

Indien de Easy IP-Cam nog nooit gebruikt is, dan komt hij direct in AP mode terecht.

Om te beginnen gaat de rode status LED ongeveer 8 seconden branden. Hierna knippert hij meer dan 20 seconden lang, en activeert de wifi-functie.

De gereed LED knippert snel groen als de camera in AP mode komt.

Opmerking: Druk op de reset toets om de standaardinstellingen van de camera in AP mode te herstellen.


3. Configureren Easy IP-Cam


Installeren Technaxx Easy IP app

Zoek de Technaxx Easy IP app op in de Apple Store voor iOS, en de Google Playstore voor Android. Installeer deze op uw mobiele apparaat. Tik op het Easy IP-icoon om te starten.




Camera Toevoegen (+)

Druk op het Camera Toevoegen icoon  om een camera toe te voegen. Zoek de UID QR-code op de camerabehuizing op. Gebruik de QR-code lezer om de UID van de camera te lezen.

Voer het UID Wachtwoord "888888" en naam (aanpasbaar) van de camera in. Voer het wachtwoord van de wifi-verbinding in waarmee de camera met internet kan verbinden en druk op .

Voor iOS:

1. Druk op de **Home** en selecteer Instellingen, ga naar **WIFI** netwerk en kies "**CamAP**" en u hoeft hiervoor geen wachtwoord in te geven.
2. Wacht ongeveer 60 sec. en wacht tot u  ziet verschijnen.



3. Druk opnieuw op de **Home** knop en ga terug naar de **Easy IP** app.

De camera herstart binnen 60 sec. en vervolgens gaat de groene LED continue branden.

Wijzig het apparaat wachtwoord en druk dan op .


Easy IP verbind met de camera en is klaar voor het monitoren vanaf uw smartphone als de camera online is. Druk a.u.b. op de "OK" toets als u een bericht ziet tijdens het maken van een verbinding!

Opmerking:

1. Er kunnen maximaal 16 camera's worden toegevoegd in de app.
2. Als het wifi netwerk is veranderd, zet dan de camera terug in AP mode, en stel het nieuw netwerk vervolgens in.
3. **Zorg ervoor dat de wifi-verbinding voldoende bandbreedte heeft omdat het anders erg lang duurt voor de camera toegang tot het internet krijgt.**

Eenvoudige Mode Camera Toevoegen

Zolang de Easy IP-Cam een wifi-netwerk verbinding heeft via AP-mode, kunt u eenvoudige mode gebruiken om deze camera aan andere mobiele apparaten toe te voegen, en via de Easy IP app te monitoren.

Druk op het Camera Toevoegen icoon  om een camera toe te voegen. Zoek de UID QR-code op de camerabehuizing op. Gebruik de QR-code lezer om de UID van de camera te lezen.

Voer het Camera Wachwoord in en druk op .

Opmerking: Dit wachtwoord is hetzelfde als het nieuw wachtwoord dat is veranderd in AP mode.

Monitor Camera

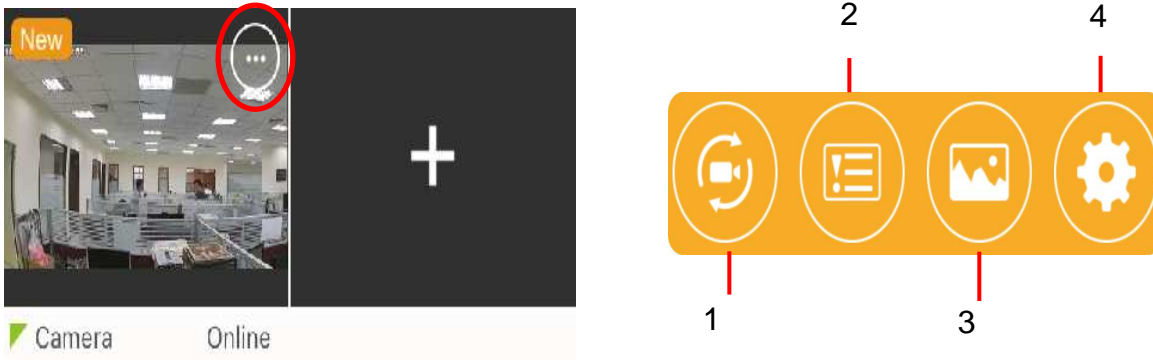
Druk op de camera afbeelding voor een live stream. Zoals in de afbeelding hieronder.



1	Geluid dempen	4	Ondersteboven
2	Opnemen	5	Spiegelen
3	Foto maken		

Geavanceerde Functies

Tik op het Geavanceerd icoon . Zoals in de afbeelding hieronder.



1	Cameralijst	3	Foto / Video
2	Gebeurtenislijst	4	Camera-instellingen

Bij de geavanceerde functie ziet u wat cameragegevens. Voor details tikt u op het Geavanceerd icoon en daar vindt u de volgende opties voor de camera:

Cameralijst

Hier vindt u de lijst van Easy-IP camera's die via us smartphone zichtbaar zijn. Als een camera beschikbaar is ziet u ook livebeelden. Als de camera niet beschikbaar is dan ziet u de laatste door de camera opgeslagen afbeelding in het icoon van de lijst van camera's.

Gebeurtenissenlijst

Bij de gebeurtenissenlijst vindt u alle opgenomen gebeurtenissen die door de camera zijn gedetecteerd.

Foto's/Videos (📷)

Tik op deze toets om handmatig opgenomen videos of foto's op te halen. Deze bestanden zijn als lokale mediabestanden opgeslagen.

Camera-instellingen (⚙️)

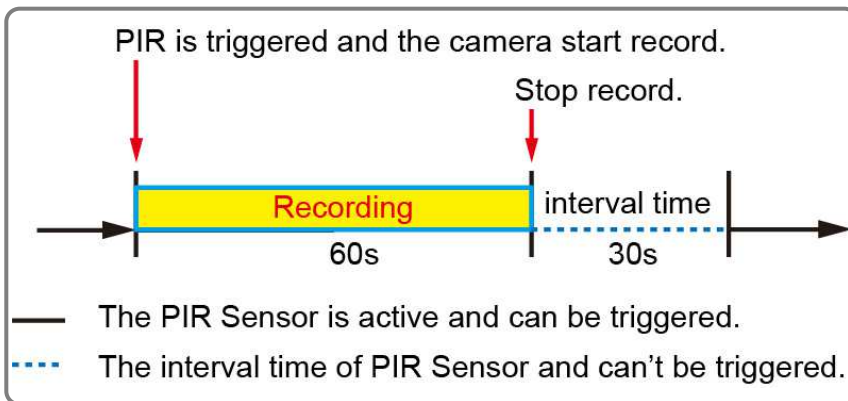
Bij camera-instellingen vindt u de volgende submenu's:

Naam van de camera	Naam van de camera aanpassen
Wachtwoord van de camera	Wachtwoord van de camera instellen (u dient de camera de resetten en alles opnieuw in te stellen)
Wifi-netwerk	Kies het wifi-netwerk voor de verbinding met de camera
Pushinterval	Kies het interval voor de pushberichten van geen limiet, 1-30 minuten en uit
Opnamemode	Kan worden geactiveerd als "Alarm" of ingesteld als "Off (Uit)" (Uit betekent geen opname)
Tijdzones	Kies het juiste uur van uw tijdzone in de app (voor zomertijd kies u uw land met GMT +1. Voorbeeld: Duitsland GMT +01:00. Kies een land met GMT +02:00 voor zomertijd en voor wintertijd kiest u uw eigen land weer. In het voorbeeld terug naar Duitsland GMT +01:00.
Camera-informatie	U kunt hier het cameramodel zien, versie, fabrikant, Totale ruimte van de ingevoerde MicroSD-kaart en de vrije ruimte op de MicroSD-kaart.
Opnieuw verbinden	Als de camera Offline is, tik dan op deze toets om opnieuw met de camera te verbinden
Apparaat verwijderen	Met deze toets kunt u de geselecteerde camera uit de lijst verwijderen

4. Gebeurtenis opnemen

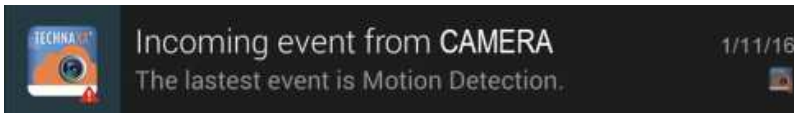
De Easy-IP Camera heeft een ingebouwde PIR-sensor (Passieve Infrarood Sensor) die infraroodsignalen kan detecteren die uitgestraald worden door bewegende objecten zoals mensen of dieren. De standaardinstelling voor de intervaltijd om de PIR-sensor te activeren is 30 seconden. De PIR-sensor wordt alleen na het einde van de intervaltijd geactiveerd. Deze intervaltijd voorkomt dat meerdere foto's van hetzelfde object of dier worden genomen, en begint opnieuw te tellen als de video-opname beëindigd is.

Voorbeeld: De opnametijd is 60 seconden en de PIR-uitsteltijd is 30 seconden, deze kunnen niet gewijzigd worden.

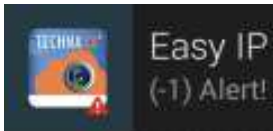


Monitoren Gebeurtenisdetectie

De camera neemt automatisch een videoclip op zodra de PIR-sensor een bewegend object heeft gedetecteerd. En een bericht wordt naar uw mobiele apparaat gestuurd waarop de Easy IP app draait.




Dit bericht blijft zichtbaar op uw mobiele apparaat totdat u de gebeurtenis heeft bekeken.

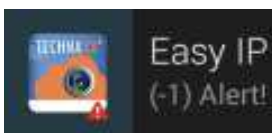


Opmerking:

1. Het videobestand wordt op de MicroSD-kaart van de Easy-IP-camera opgeslagen. Zorg ervoor dat de Micro-SD kaart in de Micro-SD kaartsleuf zit en voldoende ruimte vrij heeft om videobestanden op te slaan.
2. De Indicator van de Easy-IP camera verandert niet als er een gebeurtenis plaatsvindt. Controleer dit a.u.b. en zorg ervoor dat dit goed werkt voor u het gebruikt.
3. De videoresolutie is 1080p het formaat van de bestandsnaam is **ALERT0000-JJJJMMDD-UUMMSS.MP4**.
4. De ingebouwde sensor en de PIR-sensor zijn niet bedoeld voor bewaking of beveiliging. Ons bedrijf neemt geen verantwoordelijkheid voor consequenties als resultaat van het gebruik van deze functies.

Gebeurtenisopname Bekijken

Tik op het herinner-icoon om Easy IP te openen. Tik op het Geavanceerd icoon  druk vervolgens op het Gebeurtenissenlijst icoon.



Selecteer welke gebeurtenisopname u wilt zien en druk op het afspelen-icoon.

Easy IP download nu de opname naar uw mobiele apparaat, en speelt deze pas af als de download gereed is.

Voor Android:


1. De gebeurtenisopname wordt opgeslagen in de "DCIM\EasyIP\Camera Name (DCIM\EasyIP\Cameranaam) "-map van het mobiele apparaat.



2. Het formaat van de bestandsnaam is ALERT0000-JJJJMMDD-UUMMSS.MP4.

Voor iOS:

1. De gebeurtenisopname wordt opgeslagen in "EasyIP_Event_Device Name (EasyIP_Geburtenis_Apparaatnaam)" van het mobiele apparaat.

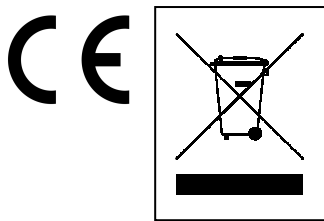


2. Het formaat van de bestandsnaam is XXXX0001.MP4.

5. Technische specificaties

Sensor	2MP, OV2724, 1/6" CMOS met achtergrondverlichting
PIR Sensor	Triggertijd ~3 sec. & afstand ~6m
Lens	4G, F 2.4, 80° kijkhoek, vaste focus met IR-filter afneembaar
Fittingtype	E27
Videoresolutie	Video opnemen: FullHD 1080p @ 30fps Gebeurtenis opnemen: 360p @ 30fps
Videocodering / Bestandsformaat	H.264 / MP4
Beeldresolutie / formaat	2MP (1920x1080) / JPEG
Witbalans & belichting	Automatisch
Audiocodering / ingang	AAC & AC3 mono, sample rate 48K / ingebouwde microfoon
Wifi	IEEE 802.11b/g/n 2.4GHz wifimodule ingebouwd
iOS & Android app voor live monitoring & opnemen & afspelen	
Opslag	MicroSD kaart tot 32GB
Stroomvoorziening	AC 100~240V, 50-60Hz
Gewicht / Afmetingen	66.5 g / (L) 6.5 x (B) 6.2 x (H) 4.9cm (zonder basis)
Inhoud van de verpakking	Easy IP-Cam Lamp FullHD TX-58, Standaard E27 fitting, Gebruikershandleiding

Bewaar deze gebruiksaanwijzingen voor toekomstig gebruik of doorverkoop goed. Doe hetzelfde voor de originele accessoires voor dit product. Als u een beroep wilt doen op de garantie, neem dan contact op met uw verkoper of de winkel waar u dit product gekocht heeft. **Garantie 2 jaar**



Aanwijzingen voor milieubescherming: Verpakkingsmaterialen zijn grondstoffen en kunnen opnieuw worden gebruikt. Voer oude apparatuur niet af met het huishoudelijk afval. **Reiniging:** Bescherm het toestel tegen verontreiniging. Reinig het toestel uitsluitend met een zachte doek. Vermijd het gebruik van ruwe of schurende materialen. Gebruik GEEN oplosmiddelen of andere agressieve schoonmaakmiddelen. Veeg het toestel na het reinigen zorgvuldig af. **Distributeur:** Technaxx Deutschland GmbH & Co.KG, Kruppstr. 105, 60388 Frankfurt a.M., Duitsland

This product includes software developed by third parties, including software which is released under the GNU General Public License Version 2 (GPL v2). This program is free software; you can redistribute it and/or modify it under the terms of the GNU General Public License as published by the Free Software Foundation; either version 2 of the License, or (at your option) any later version. You may obtain a complete machine-readable copy of the source code for the above mentioned software under the terms of GPL v2 without charge except for the cost of media, shipping, and handling, upon written request to Technaxx GmbH & Co. KG, Kruppstraße 105, 60388 Frankfurt am Main, Germany.

This program is distributed in the hope that it will be useful, but WITHOUT ANY WARRANTY; without even the implied warranty of MERCHANTABILITY or FITNESS FOR A PARTICULAR PURPOSE. See the GNU General Public License for more details. You should have received a copy of the GNU General Public License along with this program; if not, write to the Free Software Foundation, Inc., 51 Franklin Street, Fifth Floor, Boston, MA 02110-1301, USA. (Notice from Technaxx: A copy of the GPL is included below). GNU GENERAL PUBLIC LICENSE: Version 2, June 1991 / Copyright (C) 1989, 1991 Free Software Foundation, Inc. / 51 Franklin Street, Fifth Floor, Boston, MA 02110-1301, USA. Everyone is permitted to copy and distribute verbatim copies of this license document, but changing it is not allowed.

Preamble

The licenses for most software are designed to take away your freedom to share and change it. By contrast, the GNU General Public License is intended to guarantee your freedom to share and change free software--to make sure the software is free for all its users. This General Public License applies to most of the Free Software Foundation's software and to any other program whose authors commit to using it. (Some other Free Software Foundation software is covered by the GNU Lesser General Public License instead.) You can apply it to your programs, too. When we speak of free software, we are referring to freedom, not price. Our General Public Licenses are designed to make sure that you have the freedom to distribute copies of free software (and charge for this service if you wish), that you receive source code or can get it if you want it, that you can change the software or use pieces of it in new free programs; and that you know you can do these things. To protect your rights, we need to make restrictions that forbid anyone to deny you these rights or to ask you to surrender the rights. These restrictions translate to certain responsibilities for you if you distribute copies of the software, or if you modify it. For example, if you distribute copies of such a program, whether gratis or for a fee, you must give the recipients all the rights that you have. You must make sure that they, too, receive or can get the source code. And you must show them these terms so they know their rights.

We protect your rights with two steps: (1) copyright the software, and (2) offer you this license which gives you legal permission to copy, distribute and/or modify the software.

Also, for each author's protection and ours, we want to make certain that everyone understands that there is no warranty for this free software. If the software is modified by someone else and passed on, we want its recipients to know that what they have is not the original, so that any problems introduced by others will not reflect on the original authors' reputations.

Any free program is threatened constantly by software patents. We wish to avoid the danger that redistributors of a free program will individually obtain patent licenses, in effect making the program proprietary. To prevent this, we have made it clear that any patent must be licensed for everyone's free use or not licensed at all.

The precise terms and conditions for copying, distribution and modification follow.

TERMS AND CONDITIONS FOR COPYING, DISTRIBUTION AND MODIFICATION

0. This License applies to any program or other work which contains a notice placed by the copyright holder saying it may be distributed under the terms of this General Public License. The "Program", below, refers to any such program or work, and a "work based on the Program" means either the Program or any derivative work under copyright law: that is to say, a work containing the Program or a portion of it, either verbatim or with modifications and/or translated into another language. (Hereinafter, translation is included without limitation in the term "modification".) Each licensee is addressed as "you". Activities other than copying, distribution and modification are not covered by this License; they are outside its scope. The act of running the Program is not restricted, and the output from the Program is covered only if its contents constitute a work based on the Program (independent of having been made by running the Program). Whether that is true depends on what the Program does.

1. You may copy and distribute verbatim copies of the Program's source code as you receive it, in any medium, provided that you conspicuously and appropriately publish on each copy an appropriate copyright notice and disclaimer of warranty; keep intact all the notices that refer to this License and to the absence of any warranty; and give any other recipients of the Program a copy of this License along with the Program. You may charge a fee for the physical act of transferring a copy, and you may at your option offer warranty protection in exchange for a fee.

2. You may modify your copy or copies of the Program or any portion of it, thus forming a work based on the Program, and copy and distribute such modifications or work under the terms of Section 1 above, provided that you also meet all of these conditions:

a) You must cause the modified files to carry prominent notices stating that you changed the files and the date of any change. **b)** You must cause any work that you distribute or publish, that in whole or in part contains or is derived from the Program or any part thereof, to be licensed as a whole at no charge to all third parties under the terms of this License. **c)** If the modified program normally reads commands interactively when run, you must cause it, when started running for such interactive use in the most ordinary way, to print or display an announcement including an appropriate copyright notice and a notice that there is no warranty (or else, saying that you provide a warranty) and that users may redistribute the program under these conditions, and telling the user how to view a copy of this License. (Exception: if the Program itself is interactive but does not normally print such an announcement, your work based on the Program is not required to print an announcement). These requirements apply to the modified work as a whole. If identifiable sections of that work are not derived from the Program, and can be reasonably considered independent and separate works in

themselves, then this License, and its terms, do not apply to those sections when you distribute them as separate works. But when you distribute the same sections as part of a whole which is a work based on the Program, the distribution of the whole must be on the terms of this License, whose permissions for other licensees extend to the entire whole, and thus to each and every part regardless of who wrote it. Thus, it is not the intent of this section to claim rights or contest your rights to work written entirely by you; rather, the intent is to exercise the right to control the distribution of derivative or collective works based on the Program. In addition, mere aggregation of another work not based on the Program with the Program (or with a work based on the Program) on a volume of a storage or distribution medium does not bring the other work under the scope of this License.

3. You may copy and distribute the Program (or a work based on it, under Section 2) in object code or executable form under the terms of Sections 1 and 2 above provided that you also do one of the following:

a) Accompany it with the complete corresponding machine-readable source code, which must be distributed under the terms of Sections 1 and 2 above on a medium customarily used for software interchange; or, **b)** Accompany it with a written offer, valid for at least three years, to give any third party, for a charge no more than your cost of physically performing source distribution, a complete machine-readable copy of the corresponding source code, to be distributed under the terms of Sections 1 and 2 above on a medium customarily used for software interchange; or, **c)** Accompany it with the information you received as to the offer to distribute corresponding source code. (This alternative is allowed only for noncommercial distribution and only if you received the program in object code or executable form with such an offer, in accord with Subsection b above.)

The source code for a work means the preferred form of the work for making modifications to it. For an executable work, complete source code means all the source code for all modules it contains, plus any associated interface definition files, plus the scripts used to control compilation and installation of the executable. However, as a special exception, the source code distributed need not include anything that is normally distributed (in either source or binary form) with the major components (compiler, kernel, and so on) of the operating system on which the executable runs, unless that component itself accompanies the executable. If distribution of executable or object code is made by offering access to copy from a designated place, then offering equivalent access to copy the source code from the same place counts as distribution of the source code, even though third parties are not compelled to copy the source along with the object code.

4. You may not copy, modify, sublicense, or distribute the Program except as expressly provided under this License. Any attempt otherwise to copy, modify, sublicense or distribute the Program is void, and will automatically terminate your rights under this License. However, parties who have received copies, or rights, from you under this License will not have their licenses terminated so long as such parties remain in full compliance.

5. You are not required to accept this License, since you have not signed it. However, nothing else grants you permission to modify or distribute the Program or its derivative works. These actions are prohibited by law if you do not accept this License. Therefore, by modifying or distributing the Program (or any work based on the Program), you indicate your acceptance of this License to do so, and all its terms and conditions for copying, distributing/modifying the Program or works based on it.

6. Each time you redistribute the Program (or any work based on the Program), the recipient automatically receives a license from the original licensor to copy, distribute or modify the Program subject to these terms and conditions. You may not impose any further restrictions on the recipients' exercise of the rights granted herein. You are not responsible for enforcing compliance by third parties to this License.

7. If, as a consequence of a court judgment or allegation of patent infringement or for any other reason (not limited to patent issues), conditions are imposed on you (whether by court order, agreement or otherwise) that contradict the conditions of this License, they do not excuse you from the conditions of this License. If you cannot distribute so as to satisfy simultaneously your obligations under this License and any other pertinent obligations, then as a consequence you may not distribute the Program at all. For example, if a patent license would not permit royalty-free redistribution of the Program by all those who receive copies directly or indirectly through you, then the only way you could satisfy both it and this License would be to refrain entirely from distribution of the Program.

If any portion of this section is held invalid or unenforceable under any particular circumstance, the balance of the section is intended to apply and the section as a whole is intended to apply in other circumstances.

It is not the purpose of this section to induce you to infringe any patents or other property right claims or to contest validity of any such claims; this section has the sole purpose of protecting the integrity of the free software distribution system, which is implemented by public license practices. Many people have made generous contributions to the wide range of software distributed through that system in reliance on consistent application of that system; it is up to the author/donor to decide if he or she is willing to distribute software through any other system and a licensee cannot impose that choice. This section is intended to make thoroughly clear what is believed to be a consequence of the rest of this License.

8. If the distribution and/or use of the Program is restricted in certain countries either by patents or by copyrighted interfaces, the original copyright holder who places the Program under this License may add an explicit geographical distribution limitation excluding those countries, so that distribution is permitted only in or among countries not thus excluded. In such case, this License incorporates the limitation as if written in the body of this License.

9. The Free Software Foundation may publish revised and/or new versions of the General Public License from time to time. Such new versions will be similar in spirit to the present version, but may differ in detail to address new problems or concerns. Each version is given a distinguishing version number. If the Program specifies a version number of this License which applies to it and "any later version", you have the option of following the terms and conditions either of that version or of any later version published by the Free Software Foundation. If the Program does not specify a version number of this License, you may choose any version ever published by the Free Software Foundation.

10. If you wish to incorporate parts of the Program into other free programs whose distribution conditions are different, write to the author to ask for permission. For software which is copyrighted by the Free Software Foundation, write to the Free Software Foundation; we sometimes make exceptions for this. Our decision will be guided by the two goals of preserving the free status of all derivatives of our free software and of promoting the sharing and reuse of software generally.

NO WARRANTY

11. Because the program is licensed free of charge, there is no warranty for the program, to the extent permitted by applicable law. Except when otherwise stated in writing the Copyright holder and/or other parties provide the program "AS IS" without warranty of any kind, either expressed or implied, including, but not limited to, the implied warranties of merchantability and fitness for a particular purpose. The entire risk as to the quality and performance of the program is with you. Should the program prove defective, you assume the cost of all necessary servicing, repair or correction.

12. In no event unless required by applicable law or agreed to in writing will any Copyright holder, or any other party who may modify and/or redistribute the program as permitted above, be liable to you for damages, including any general, special, incidental or consequential. Damages arising out of the use or inability to use the program (including but not limited to loss of data or data being rendered inaccurate or losses sustained by you or third parties or a failure of the program to operate with any other programs), even if such holder or other party has been advised of the possibility of such damages.

END OF TERMS AND CONDITIONS

HOW TO APPLY THESE TERMS TO YOUR NEW PROGRAMS

(1) If you develop a new program, and you want it to be of the greatest possible use to the public, the best way to achieve this is to make it free software which everyone can redistribute and change under these terms. **(2)** To do so, attach the following notices to the program. It is safest to attach them to the start of each source file to most effectively convey the exclusion of warranty; and each file should have at least the "copyright" line and a pointer to where the full notice is found.

<one line to give the program's name and an idea of what it does.>

Copyright (C) <yyyy> <name of author>

(3) This program is free software; you can redistribute it and/or modify it under the terms of the GNU General Public License as published by the Free Software Foundation; either version 2 of the License, or (at your option) any later version. **(4)** This program is distributed in the hope that it will be useful, but WITHOUT ANY WARRANTY; without even the implied warranty of MERCHANTABILITY or FITNESS FOR A PARTICULAR PURPOSE. See the GNU General Public License for more details. **(5)** You should have received a copy of the GNU General Public License along with this program; if not, write to the Free Software Foundation Inc; 51 Franklin Street, Fifth Floor, Boston, MA 02110-1301, USA. **(6)** Also add information on how to contact you by electronic and paper mail.

(7) If the program is interactive, make it output a short notice like this when it starts in an interactive mode: Gnomovision version 69, Copyright (C) year name of author Gnomovision comes with ABSOLUTELY NO WARRANTY; for details type `show w'. **(8)** This is free software, and you are welcome to redistribute it under certain conditions; type `show c' for details. **(9)** The hypothetical commands `show w' and `show c' should show the appropriate parts of the General Public License. Of course, the commands you use may be called something other than `show w' and `show c'; they could even be mouse-clicks or menu items--whatever suits your program. **(10)** You should also get your employer (if you work as a programmer) or your school, if any, to sign a "copyright disclaimer" for the program, if necessary. Here is a sample; alter the names: **(11)** Yoyodyne, Inc., hereby disclaims all copyright interest in the program `Gnomovision' (which makes passes at compilers) written by James Hacker. **<signature of Ty Coon>, 1 April 1989 [Ty Coon, President of Vice]**

(12) This General Public License does not permit incorporating your program into proprietary programs. If your program is a subroutine library, you may consider it more useful to permit linking proprietary applications with the library. If this is what you want to do, use the GNU Lesser General Public License instead of this License.