






Technaxx® * Manual de usuario

Easy IP-Cam Socket FullHD TX-57

(Cámara para el enchufe)

Este dispositivo cumple con los requisitos de las normativas a las que hace referencia la Directiva **R&TTE 1999/5/CE**. Aquí encontrará la Declaración de Conformidad: www.technaxx.de/ (en la barra inferior “Konformitätserklärung”). Antes de utilizar el dispositivo por primera vez, lea atentamente este manual de usuario. Número de teléfono de ayuda técnica: 01805 012643 (14 céntimos/minuto desde líneas fijas en Alemania y 42 céntimos/minuto desde redes móviles). Email gratuito: support@technaxx.de

Contenido

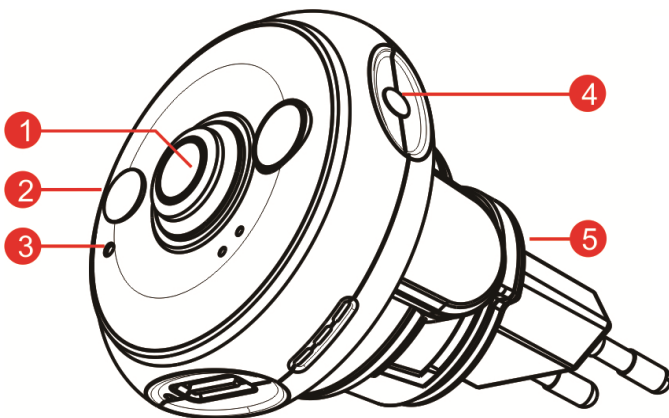
Contenido	1
Características	2
1. Estructura del dispositivo	2
2. Inicio de Easy IP-Cam	3
Instalación de Easy IP-Cam	3
Modo de Punto de Acceso (AP)	3
3. Configuración de Easy IP-Cam.....	3
Instalar la App Technaxx Easy IP	3
Añadir Cámara ().....	3
Modo fácil para añadir cámara	4
Cámara Monitor	5
Función avanzar.....	5
Lista de cámaras ().....	5
Lista de eventos ()	5
Fotos/Videos ()	6
Configuración de cámara ()	6
4. Grabación de evento.....	6
Monitorizar detección de evento	7
Ver grabación de evento	7
5. Especificaciones técnicas	8
GNU GENERAL PUBLIC LICENSE	9
Preamble	9
TERMS AND CONDITIONS FOR COPYING, DISTRIBUTION AND MODIFICATION	10

Características

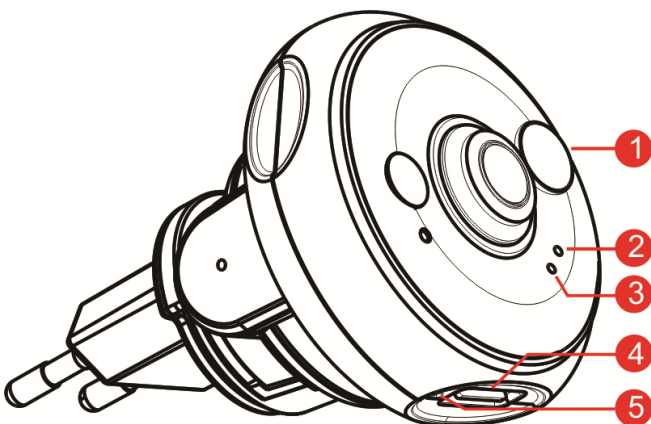
- Ideal para ver y monitorizar habitaciones y otros lugares de interior
- Fuente de la alimentación fácil sobre un enchufe - no cable de potencia necesaria
- Notificaciones push por APP cuando hay detección de movimiento
- Resolución de vídeo FullHD 1080P (1920x1080), 30fps
- IR LED para iluminación nocturna & sensor PIR de luz ambiente
- Sensor de imagen 2MP CMOS & sensor de PIR
- P2P Cloud cámara de vigilancia
- Configuración fácil en el dispositivo iOS/Android por la lectura de código QR
- Micrófono incorporado para grabación de audio, APP iOS & Android para monitorización en directo & grabación & reproducción



1. Estructura del dispositivo



1	Lente
2	Sensor PIR
3	Micrófono
4	Sensor de luz
5	Enchufe CA intercambiable



1	LED IR
2	LED de preparado
3	LED de estado
4	Ranura de tarjeta MicroSD
5	Botón de restablecimiento

2. Inicio de Easy IP-Cam

Easy IP-Cam tiene chipset WIFI incorporado y se puede conectar directamente a su red WIFI doméstica. Por lo tanto, la primera vez que utilice Easy IP-Cam, es necesario que configure la red WIFI y asigne una red disponible que se pueda conectar a internet para la cámara desde el modo AP (Punto de acceso).

Instalación de Easy IP-Cam

Inserte una tarjeta MicroSD en la ranura de la tarjeta MicroSD, máximo 32GB. Inserte el enchufe de CA de la cámara a la toma de CA de pared y Easy IP-Cam se encenderá. Suba o baje la cámara hasta el ángulo correspondiente.

Nota:

1. Easy IP-Cam no tiene batería incorporada. Si saca la cámara de la toma de CA, la cámara se desconectará y se apagará.
2. Toda configuración se guarda en la cámara incluso sin alimentación. Cuando se restituye la fuente de alimentación, la cámara se enciende y se reconecta automáticamente a la red WIFI establecida.

Modo de Punto de Acceso (AP)

Si Easy IP-Cam no se ha utilizado nunca, entrará directamente al Modo de AP.

El LED de estado ROJO se ilumina durante unos 8 segundos para iniciarse. Después destella lentamente durante 20 segundos o más y se activa la función WIFI.

El LED de preparado destella rápido en VERDE cuando la cámara entra al Modo AP.

Nota: Pulse el Botón de Restablecimiento para restablecer la configuración predeterminada de la cámara en Modo AP.

3. Configuración de Easy IP-Cam


Instalar la App Technaxx Easy IP

Busque la App Technaxx Easy IP en Apple Store para iOS o Google Play para Android. A continuación instálela en su dispositivo móvil. Pulse el icono de Easy IP para iniciarla.




Añadir Cámara (+)

Pulse el icono de Añadir Cámara (+) para añadir una cámara. Encuentre la Etiqueta de código QR UID en el cuerpo de la cámara. Utilice el lector de Código QR para leer la UID de la cámara. Introduzca la contraseña UID "888888" y el nombre (personalizable) de la cámara.

Introduzca la contraseña de la red WIFI con la que la cámara se puede conectar a internet y pulse .


Para iOS:

1. Pulse el botón **Home (Inicio)** y seleccione configuración, vaya a la red **WIFI** y marque "**CamAP**" no será necesario introducir contraseña.
2. Espere unos 60 segundos y asegúrese de ver aparecer .



3. Pulse otra vez el botón **Home (Inicio)** y vuelva a la app **Easy IP**.

La cámara se reinicia en 60 segundos y el LED verde se enciende fijo.

Actualice o cambie la contraseña del dispositivo y a continuación pulse .


Easy IP se conecta a la cámara y se prepara para monitorizar su Teléfono Inteligente cuándo la cámara está en línea. ¡Pulse el botón "OK (Aceptar)" cuando vea la notificación durante el proceso de conexión!

Nota:

1. En la App se pueden añadir un máximo de 16 cámaras.
2. Si la red WIFI asignada de la cámara se ha cambiado, la cámara debe utilizar el Modo AP para establecer la nueva red WIFI asignada.
3. **Asegúrese de que la WIFI asignada tenga suficiente ancho de banda, de lo contrario la cámara se conectará con dificultad o tardará más tiempo para acceder a internet.**

Modo fácil para añadir cámara

Siempre que Easy IP-Cam haya iniciado la red WIFI desde el Modo AP, puede utilizar el Modo Fácil para añadir esta cámara en otro dispositivo móvil y monitorizarlo desde la App Easy IP.

Pulse el icono de Añadir Cámara  para añadir una cámara. Encuentre la Etiqueta de código QR UID en el cuerpo de la cámara. Utilice el lector de Código QR para leer la UID de la cámara.

Introduzca la de Contraseña Cámara y a continuación pulse .

Nota: Esta contraseña debe utilizar la misma contraseña que se cambió en el Modo AP.

Cámara Monitor

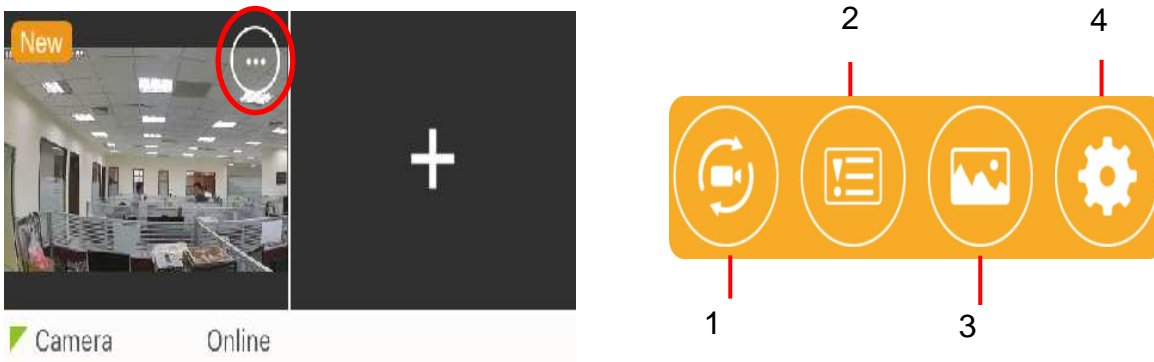
Pulse la miniatura de cámara para monitorizar imagen en directo. Como se muestra en la imagen siguiente.



1	Silenciar	4	Invertido
2	Grabación	5	Espejo
3	Instantánea		

Función avanzar

Pulse el icono Avanzar . Como se muestra en la imagen siguiente.



1	Lista de cámaras	3	Foto / Vídeo
2	Lista de eventos	4	Configuración de Cámara

En la función Avanzar se puede ver cierta información de la cámara. Para obtener detalles pulse el icono Avanzar y luego encontrará las siguiente opciones para configurar la cámara:

Lista de cámaras

Aquí encontrará la lista de las Easy IP-Cam que están instaladas en su Teléfono Inteligente. Si la cámara instalada está en línea, entonces puede ver la vista en directo en ese momento. Si la cámara está fuera de línea, puede ver con la cámara la última imagen capturada en el icono de la lista de las cámaras.

Lista de eventos

En la Lista de Eventos encontrará todos los eventos grabados cuando la cámara detectó Evento.

Fotos/Videos (📷)

Pulse este botón para obtener los vídeos o fotos grabados que se grabaron manualmente durante vista en directo. Estos archivos se encuentran en medios locales.

Configuración de cámara (⚙️)

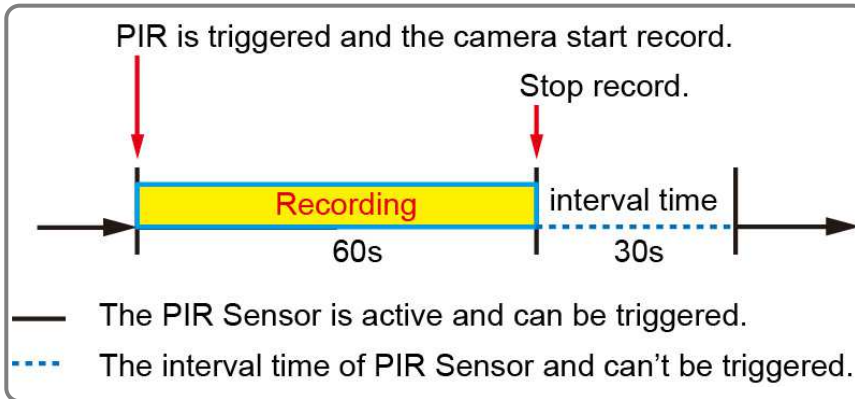
En la configuración de la cámara puede encontrar y configurar los siguientes submenús:

Camera Name (Nombre Cámara)	Editar el nombre de la cámara
Camera Password (Contraseña cámara)	Establecer la contraseña de la cámara (para cambiar la contraseña debe restablecer la cámara y establecer todo de nuevo)
WIFI Network (Red WIFI)	Seleccione la red WiFi para conectar la cámara
Push Interval (Intervalo Push)	Seleccione el intervalo para notificación push del número límite, 1-30 minutos y desactivado
Recording Mode (Modo de Grabación)	Se puede activar a "Alarm (Alarma)" o "Off (Desactivado)" (Off significa que no hay grabación)
Time Zones (Zonas Horarias)	Seleccione su zona horaria para tener la hora correcta en la app (para horario de verano seleccione un país con su GMT +1. Ejemplo: República Federal de Alemania GMT +01:00. Elija cualquier país con GMT +02:00 para horario de verano y para horario de invierno ponga de nuevo su país de origen. En el ejemplo vuelva a República Federal de Alemania GMT +01:00.
Camera Info (Información cámara)	Aquí puede ver el modelo de cámara, versión, vendedor, espacio total de la tarjeta MicroSD insertada y el espacio libre de la tarjeta MicroSD
Reconnect (Reconectar)	Si la cámara está Fuera de línea, puede presionar este botón para Reconectar la cámara
Remove device (Eliminar dispositivo)	Con este botón puede eliminar la cámara seleccionada de la lista

4. Grabación de evento

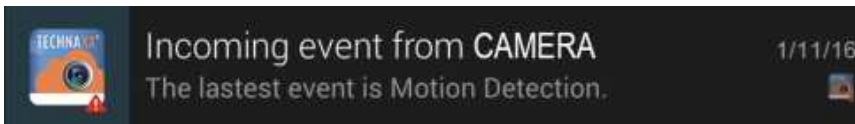
Easy IP-Cam tiene sensor PIR incorporado (Sensor de Infrarrojos Pasivo) que puede detectar la señal de infrarrojos emitida desde un objeto en movimiento, como un humano o animal. La configuración predeterminada del intervalo de tiempo para la activación del sensor PIR son 30 segundos. El sensor PIR sólo se activa al final del intervalo de tiempo. El intervalo de tiempo puede impedir múltiples imágenes del mismo objeto o animal y recuento después de finalizar la grabación de vídeo.

Ejemplo: El tiempo de grabación es de 60 seg. y el tiempo intervalo PIR es de 30 seg.

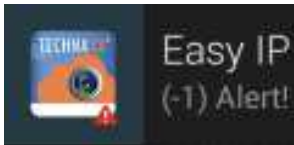


Monitorizar detección de evento

Easy IP-Cam grabará automáticamente una secuencia de vídeo cuando el sensor PIR detecte un objeto en movimiento. Y enviará un mensaje instantáneo a su dispositivo móvil que ejecute la App Easy IP.



El mensaje recordatorio permanece en su dispositivo móvil hasta que compruebe el evento.

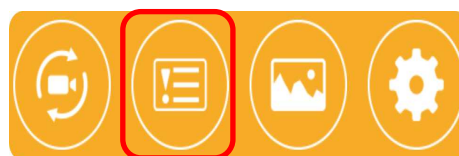
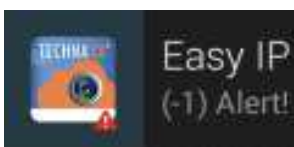


Nota:

1. El archivo de vídeo se guarda en la tarjeta MicroSD de Easy IP-Cam. Asegúrese de que la tarjeta MicroSD está insertada en la ranura de tarjeta MicroSD y de que tiene suficiente espacio para guardar archivos de vídeo.
2. El indicador de la Easy IP-Cam no cambia cuando se produce un evento. Compruébela y asegúrese de que funciona normalmente antes de usarla.
3. La resolución de vídeo es 1080p y el formato de nombre de archivo es **ALERT0000-YYYYMMDD-HHMMSS.MP4**.
4. La característica de sensor incorporado y sensor PIR no están diseñadas para ser usadas para vigilancia o seguridad. Nuestra empresa no acepta responsabilidad por las consecuencias resultantes del uso de estas características.

Ver grabación de evento

Pulse el icono de recordatorio para abrir Easy IP. Pulse el icono Avanzar y a continuación pulse el icono de Lista de Eventos.



Seleccione la grabación de evento que desee ver y pulse el icono Reproducir.

Easy IP descargará primero el vídeo grabado a su dispositivo móvil y a continuación lo reproducirá después de descargarlo completamente.

Para Android:


1. El vídeo de evento se guardó en la carpeta "DCIM\EasyIP\Camera Name (DCIM\EasyIP\Nombre de Cámara)" del dispositivo móvil.



2. El formato de nombre de archivo es ALERT0000-YYYYMMDD-HHMMSS.MP4.

Para iOS:

1. El vídeo de evento se guardó en la carpeta "EasyIP_Event_Device Name (EasyIP_Evento_Nombre de Dispositivo)" del dispositivo móvil.



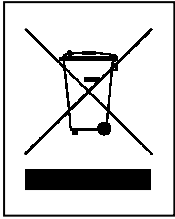
2. El formato de nombre de archivo es XXXX0001.MP4.

5. Especificaciones técnicas

Sensor	2MP, OV2724, 1/6" CMOS retroiluminado	
Sensor PIR	tiempo de activación ~3 seg. & distancia ~6m	
Lente	4G, F 2.4, 80° ángulo de visión, foco fijo con filtro retirable de corte IR	
Resolución de vídeo	Grabación de vídeo: FullHD 1080p @ 30fps Grabación de evento: 360p @ 30fps	
Codificador de vídeo / Formato de archivos	H.264 / MP4	
Resolución de imagen / Formato de imagen	2MP (1920x1080) / JPEG	
Ajuste de blancos & Exposición	Automática	
Codificador de audio / entrada	AAC & AC3 mono, tasa de muestreo 48K / Micrófono integrado	
WiFi	Módulo WiFi incorporado IEEE 802,11 b/g/n 2.4Ghz	
iOS & Android APP para monitoreo en vivo & grabación & reproducción		
Almacenamiento	Tarjetas MicroSD hasta 32GB	
Alimentación	CA 100~240V, 50-60Hz	
Peso / Dimensiones	66,5g / (L) 6,5 x (An) 6,2 x (Al) 4,9cm (sin enchufe)	
Contenido del paquete	Easy IP-Cam Socket FullHD TX-57, Enchufe estándar UE, User Manual	



Consejos de seguridad y eliminación de pilas: Mantenga los niños alejados de las pilas. Si un niño se traga una pila, acuda al médico o lleve al niño a un hospital inmediatamente. Siga la polaridad correcta (+) y (-) de las pilas. Cambie todas las pilas simultáneamente. No utilice nunca pilas nuevas y viejas, ni de diferentes tipos al mismo tiempo. ¡No cortocircuite, abra, deforme ni cargue las pilas! ¡Riesgo de lesiones! ¡No tire nunca las pilas al fuego! ¡Riesgo de explosión!



Consejos para la protección del medio ambiente: No elimine los dispositivos antiguos junto con los residuos domésticos. **Limpieza:** Proteja el dispositivo contra la contaminación y la polución. Limpie el dispositivo solo con un paño suave o similar, evitando utilizar materiales rugosos o de grano grueso. NO utilice disolventes ni otros productos de limpieza agresivos. Pase un paño por el dispositivo después de limpiarlo. **Distribuidor:** Technaxx Deutschland GmbH & Co.KG, Kruppstr. 105, 60388 Frankfurt a.M., Alemania

This product includes software developed by third parties, including software which is released under the GNU General Public License Version 2 (GPL v2). This program is free software; you can redistribute it and/or modify it under the terms of the GNU General Public License as published by the Free Software Foundation; either version 2 of the License, or (at your option) any later version. You may obtain a complete machine-readable copy of the source code for the above mentioned software under the terms of GPL v2 without charge except for the cost of media, shipping, and handling, upon written request to Technaxx GmbH & Co. KG, Kruppstraße 105, 60388 Frankfurt am Main, Germany.

This program is distributed in the hope that it will be useful, but WITHOUT ANY WARRANTY; without even the implied warranty of MERCHANTABILITY or FITNESS FOR A PARTICULAR PURPOSE. See the GNU General Public License for more details. You should have received a copy of the GNU General Public License along with this program; if not, write to the Free Software Foundation, Inc., 51 Franklin Street, Fifth Floor, Boston, MA 02110-1301, USA. (Notice from Technaxx: A copy of the GPL is included below).

GNU GENERAL PUBLIC LICENSE: Version 2, June 1991 / Copyright (C) 1989, 1991 Free Software Foundation, Inc. / 51 Franklin Street, Fifth Floor, Boston, MA 02110-1301, USA.

Everyone is permitted to copy and distribute verbatim copies of this license document, but changing it is not allowed.

Preamble

The licenses for most software are designed to take away your freedom to share and change it. By contrast, the GNU General Public License is intended to guarantee your freedom to share and change free software--to make sure the software is free for all its users. This General Public License applies to most of the Free Software Foundation's software and to any other program whose authors commit to using it. (Some other Free Software Foundation software is covered by the GNU Lesser General Public License instead.) You can apply it to your programs, too.

When we speak of free software, we are referring to freedom, not price. Our General Public Licenses are designed to make sure that you have the freedom to distribute copies of free software (and charge for this service if you wish), that you receive source code or can get it if you want it, that you can change the software or use pieces of it in new free programs; and that you know you can do these things.

To protect your rights, we need to make restrictions that forbid anyone to deny you these rights or to ask you to surrender the rights. These restrictions translate to certain responsibilities for you if you distribute copies of the software, or if you modify it.

For example, if you distribute copies of such a program, whether gratis or for a fee, you must give the recipients all the rights that you have. You must make sure that they, too, receive or can get the source code. And you must show them these terms so they know their rights.

We protect your rights with two steps: (1) copyright the software, and (2) offer you this license which gives you legal permission to copy, distribute and/or modify the software.

Also, for each author's protection and ours, we want to make certain that everyone understands that there is no warranty for this free software. If the software is modified by someone else and passed on, we want its recipients to know that what they have is not the original, so that any problems introduced by others will not reflect on the original authors' reputations.

Any free program is threatened constantly by software patents. We wish to avoid the danger that redistributors of a free program will individually obtain patent licenses, in effect making the program proprietary. To prevent this, we have made it clear that any patent must be licensed for everyone's free use or not licensed at all.

The precise terms and conditions for copying, distribution and modification follow.

TERMS AND CONDITIONS FOR COPYING, DISTRIBUTION AND MODIFICATION

0. This License applies to any program or other work which contains a notice placed by the copyright holder saying it may be distributed under the terms of this General Public License. The "Program", below, refers to any such program or work, and a "work based on the Program" means either the Program or any derivative work under copyright law: that is to say, a work containing the Program or a portion of it, either verbatim or with modifications and/or translated into another language. (Hereinafter, translation is included without limitation in the term "modification".) Each licensee is addressed as "you". Activities other than copying, distribution and modification are not covered by this License; they are outside its scope. The act of running the Program is not restricted, and the output from the Program is covered only if its contents constitute a work based on the Program (independent of having been made by running the Program). Whether that is true depends on what the Program does.

1. You may copy and distribute verbatim copies of the Program's source code as you receive it, in any medium, provided that you conspicuously and appropriately publish on each copy an appropriate copyright notice and disclaimer of warranty; keep intact all the notices that refer to this License and to the absence of any warranty; and give any other recipients of the Program a copy of this License along with the Program. You may charge a fee for the physical act of transferring a copy, and you may at your option offer warranty protection in exchange for a fee.

2. You may modify your copy or copies of the Program or any portion of it, thus forming a work based on the Program, and copy and distribute such modifications or work under the terms of Section 1 above, provided that you also meet all of these conditions:

a) You must cause the modified files to carry prominent notices stating that you changed the files and the date of any change. **b)** You must cause any work that you distribute or publish, that in whole or in part contains or is derived from the Program or any part thereof, to be licensed as a whole at no charge to all third parties under the terms of this License. **c)** If the modified program normally reads commands interactively when run, you must cause it, when started running for such interactive use in the most ordinary way, to print or display an announcement including an appropriate copyright notice and a notice that there is no warranty (or else, saying that you provide a warranty) and that users may redistribute the program under these conditions, and telling the user how to view a copy of this License. (Exception: if the Program itself is interactive but does not normally print such an

announcement, your work based on the Program is not required to print an announcement). These requirements apply to the modified work as a whole. If identifiable sections of that work are not derived from the Program, and can be reasonably considered independent and separate works in themselves, then this License, and its terms, do not apply to those sections when you distribute them as separate works. But when you distribute the same sections as part of a whole which is a work based on the Program, the distribution of the whole must be on the terms of this License, whose permissions for other licensees extend to the entire whole, and thus to each and every part regardless of who wrote it. Thus, it is not the intent of this section to claim rights or contest your rights to work written entirely by you; rather, the intent is to exercise the right to control the distribution of derivative or collective works based on the Program. In addition, mere aggregation of another work not based on the Program with the Program (or with a work based on the Program) on a volume of a storage or distribution medium does not bring the other work under the scope of this License.

3. You may copy and distribute the Program (or a work based on it, under Section 2) in object code or executable form under the terms of Sections 1 and 2 above provided that you also do one of the following:

a) Accompany it with the complete corresponding machine-readable source code, which must be distributed under the terms of Sections 1 and 2 above on a medium customarily used for software interchange; or, **b)** Accompany it with a written offer, valid for at least three years, to give any third party, for a charge no more than your cost of physically performing source distribution, a complete machine-readable copy of the corresponding source code, to be distributed under the terms of Sections 1 and 2 above on a medium customarily used for software interchange; or, **c)** Accompany it with the information you received as to the offer to distribute corresponding source code. (This alternative is allowed only for noncommercial distribution and only if you received the program in object code or executable form with such an offer, in accord with Subsection b above.)

The source code for a work means the preferred form of the work for making modifications to it. For an executable work, complete source code means all the source code for all modules it contains, plus any associated interface definition files, plus the scripts used to control compilation and installation of the executable. However, as a special exception, the source code distributed need not include anything that is normally distributed (in either source or binary form) with the major components (compiler, kernel, and so on) of the operating system on which the executable runs, unless that component itself accompanies the executable. If distribution of executable or object code is made by offering access to copy from a designated place, then offering equivalent access to copy the source code from the same place counts as distribution of the source code, even though third parties are not compelled to copy the source along with the object code.

4. You may not copy, modify, sublicense, or distribute the Program except as expressly provided under this License. Any attempt otherwise to copy, modify, sublicense or distribute the Program is void, and will automatically terminate your rights under this License. However, parties who have received copies, or rights, from you under this License will not have their licenses terminated so long as such parties remain in full compliance.

5. You are not required to accept this License, since you have not signed it. However, nothing else grants you permission to modify or distribute the Program or its derivative works. These actions are prohibited by law if you do not accept this License. Therefore, by modifying or distributing the Program (or any work based on the Program), you indicate your acceptance of this License to do so, and all its terms and conditions for copying, distributing/modifying the Program or works based on it.

6. Each time you redistribute the Program (or any work based on the Program), the recipient automatically receives a license from the original licensor to copy, distribute or modify the Program subject to these terms and conditions. You may not impose any further restrictions on the recipients' exercise of the rights granted herein. You are not responsible for enforcing compliance by third parties to this License.

7. If, as a consequence of a court judgment or allegation of patent infringement or for any other reason (not limited to patent issues), conditions are imposed on you (whether by court order, agreement or otherwise) that contradict the conditions of this License, they do not excuse you from the conditions of this License. If you cannot distribute so as to satisfy simultaneously your obligations under this License and any other pertinent obligations, then as a consequence you may not distribute the Program at all. For example, if a patent license would not permit royalty-free redistribution of the Program by all those who receive copies directly or indirectly through you, then the only way you could satisfy both it and this License would be to refrain entirely from distribution of the Program.

If any portion of this section is held invalid or unenforceable under any particular circumstance, the balance of the section is intended to apply and the section as a whole is intended to apply in other circumstances.

It is not the purpose of this section to induce you to infringe any patents or other property right claims or to contest validity of any such claims; this section has the sole purpose of protecting the integrity of the free software distribution system, which is implemented by public license practices. Many people have made generous contributions to the wide range of software distributed through that system in reliance on consistent application of that system; it is up to the author/donor to decide if he or she is willing to distribute software through any other system and a licensee cannot impose that choice. This section is intended to make thoroughly clear what is believed to be a consequence of the rest of this License.

8. If the distribution and/or use of the Program is restricted in certain countries either by patents or by copyrighted interfaces, the original copyright holder who places the Program under this License may add an explicit geographical distribution limitation excluding those countries, so that distribution is permitted only in or among countries not thus excluded. In such case, this License incorporates the limitation as if written in the body of this License.

9. The Free Software Foundation may publish revised and/or new versions of the General Public License from time to time. Such new versions will be similar in spirit to the present version, but may differ in detail to address new problems or concerns. Each version is given a distinguishing version number. If the Program specifies a version number of this License which applies to it and "any later version", you have the option of following the terms and conditions either of that version or of any later version published by the Free Software Foundation. If the Program does not specify a version number of this License, you may choose any version ever published by the Free Software Foundation.

10. If you wish to incorporate parts of the Program into other free programs whose distribution conditions are different, write to the author to ask for permission. For software which is copyrighted by the Free Software Foundation, write to the Free Software Foundation; we sometimes make exceptions for this. Our decision will be guided by the two goals of preserving the free status of all derivatives of our free software and of promoting the sharing and reuse of software generally.

NO WARRANTY

11. Because the program is licensed free of charge, there is no warranty for the program, to the extent permitted by applicable law. Except when otherwise stated in writing the Copyright holder and/or other parties provide the program "AS IS" without warranty of any kind, either expressed or implied, including, but not limited to, the implied warranties of merchantability and fitness for a particular purpose. The entire risk as to the quality and performance of the program is with you. Should the program prove defective, you assume the cost of all necessary servicing, repair or correction.

12. In no event unless required by applicable law or agreed to in writing will any Copyright holder, or any other party who may modify and/or redistribute the program as permitted above, be liable to you for damages, including any general, special, incidental or consequential. Damages arising out of the use or inability to use the program (including but not limited to loss of data or data being rendered inaccurate or losses sustained by you or third parties or a failure of the program to operate with any other programs), even if such holder or other party has been advised of the possibility of such damages.

END OF TERMS AND CONDITIONS

HOW TO APPLY THESE TERMS TO YOUR NEW PROGRAMS

(1) If you develop a new program, and you want it to be of the greatest possible use to the public, the best way to achieve this is to make it free software which everyone can redistribute and change under these terms. **(2)** To do so, attach the following notices to the program. It is safest to attach them to the start of each source file to most effectively convey the exclusion of warranty; and each file should have at least the "copyright" line and a pointer to where the full notice is found.

<one line to give the program's name and an idea of what it does.>

Copyright (C) <yyyy> <name of author>

(3) This program is free software; you can redistribute it and/or modify it under the terms of the GNU General Public License as published by the Free Software Foundation; either version 2 of the License, or (at your option) any later version. **(4)** This program is distributed in the hope that it will be useful, but WITHOUT ANY WARRANTY; without even the implied warranty of MERCHANTABILITY or FITNESS FOR A PARTICULAR PURPOSE. See the GNU General Public License for more details. **(5)** You should have received a copy of the GNU General Public License along with this program; if not, write to the Free Software Foundation Inc; 51 Franklin Street, Fifth Floor, Boston, MA 02110-1301, USA. **(6)** Also add information on how to contact you by electronic and paper mail.

(7) If the program is interactive, make it output a short notice like this when it starts in an interactive mode: Gnomovision version 69, Copyright (C) year name of author Gnomovision comes with ABSOLUTELY NO WARRANTY; for details type `show w'. **(8)** This is free software, and you are welcome to redistribute it under certain conditions; type `show c' for details. **(9)** The hypothetical commands `show w' and `show c' should show the appropriate parts of the General Public License. Of course, the commands you use may be called something other than `show w' and `show c'; they could even be mouse-clicks or menu items--whatever suits your program. **(10)** You should also get your employer (if you work as a programmer) or your school, if any, to sign a "copyright disclaimer" for the program, if necessary. Here is a sample; alter the names: **(11)** Yoyodyne, Inc., hereby disclaims all copyright interest in the program `Gnomovision' (which makes passes at compilers) written by James Hacker. **<signature of Ty Coon>, 1 April 1989 [Ty Coon, President of Vice]**

(12) This General Public License does not permit incorporating your program into proprietary programs. If your program is a subroutine library, you may consider it more useful to permit linking proprietary applications with the library. If this is what you want to do, use the GNU Lesser General Public License instead of this License.